

Space Meeting Gathering Activities

www.shac.org/space-theme

Cub Scouts can learn which constellations and stars light up our sky. Visit a planetarium or star gaze in a remote area. Don't forget that the stars in the sky are not the only "stars" that shine. This is a great time for our Cub Scouts to shine by giving service, singing, performing in a skit, or any activity that exemplifies the purposes of Cub Scouting.

It takes courage to explore a new frontier, to cast aside the comfort of the life we know to go forth and explore our universe. Our Cub Scouts show similar courage in exploring the options and challenges of their advancement in Scouting, which we know will help them grow up strong and courageous as they lead our complicated world and learn more about our universe. Top it off with a space derby.

Tigers can work on the **Sky Is the Limit** adventure, Wolves who participate in the space derby can work on the **Air of the Wolf** adventure, Webelos Scouts can work on the **Adventures in Science** adventure.

Space makes a great theme for pack meetings, banquets or day camp. Learn more at www.shac.org/space-theme.



(Sources: Baloo's Bugle: [Space: The New Frontier](#) (Jun 2000), [The New Frontier](#) (Jul 2014), [Blast Off](#) (Sep 2002), [Cub Scout Stars](#) (Dec 2006), BSA: [The New Frontier](#) (Jul 2013). Related, but not included: [Baloo Skies](#) (weather theme: Mar 2007)

Placemats / Activity Sheet



Free, customizable placemats are available for packs to use at banquets or den meetings to help promote day camp. Download the placemats at shac.org/space-theme/#placemat

Soaring Through Space

Find 27 words about astronomy hiding across, down, backwards, and diagonally.

T H E S A T E L L I T E S U C I
E A N H A N T T I F S T A R S I
C M S U U L T L T T H E O A R Y
I L L T R I U E K E M B T N E S
V T P T R E M B L I A U S U T H
A E T L S O T D E E R T E S E R
N I N E C Y N I L N S N G 5 O F
U S O U A T S O P U R C N A M R
S E O S S C H R M U O M O E P H
O S M L T K D E A Y J E T P N T
T S P A C E R T I L R E U E E R
L Y O A F C N S L O O L L S T A
A I L Q U A S A R R S S P R L E
I B N R E Y X A L A G L U G G A
G E Y M A R K R R P U S S E L L

Asteroid Belt
Astronomy
Black Hole
Comet
Earth
Galaxy
Jupiter
Mars
Mercury

Meteor
Moon
Nebula
Neptune
Planets
Pluto
Pulsar
Quasar
Satellite

Saturn
Shuttle
Solar System
Space
Stars
Sun
Telescope
Uranus
Venus



Space Exploration Word Search

(In your "exploration, check for words spelled backwards.)

G N O T L R Y U F S Y S L E A
L P O N E T E L D R S A A M V
L I B I I L I V C S T T U S F
M W G V T G E O O X E E N R E
B Y A H H A U S T R N L C A A
Q R Y T T N T F C J A L H T R
G L Q Y T T X S R O L I U S T
R F U D N M W X R M P T E M H
N F O Z N H T F S O E E A T J
C W D I O R E T S A C R U T W
N L I F T O F F D H S K S A E
T M I V T M R T I B R O E C B
Q G D O N O O M S Q O V A T E
B L A S T L R Y T D P P N L H
V A M R K M S J G F S Z K V X

Find the following words:

Asteroid	Liftoff	Rover
Blast	Light	Satellite
Countdown	Mars	Space
Earth	Moon	Stars
Flight	Orbit	Station
Gravity	Planets	Telescope
Launch	Rocket	



Space Exploration Word Search

Answers

G N O T L R Y U F S Y S L E A
L P O N E T E L D R S A A M V
L I B I I L I V C S T T U S F
M W G V T G E O O X E E N R E
B Y A H H A U S T R N L C A A
Q R Y T T N T F C J A L H T R
G L Q Y T T X S R O L I U S T
R F U D N M W X R M P T E M H
N F O Z N H T F S O E E A T J
C W D I O R E T S A C R U T W
N L I F T O F F D H S K S A E
T M I V T M R T I B R O E C B
Q G D O N O O M S Q O V A T E
B L A S T L R Y T D P P N L H
V A M R K M S J G F S Z K V X

Astronaut Scramble Word Search

Find words about astronomy hiding across, down, backwards, and diagonally.

C O S M I C Z A E M L S U O D
X M U E S E Z P O C K R T E I
S A N S T E N A L P A U N W S
A R E U B F Y Y P N L P V J C
I S V E A H E M U P N C S E O
Y G T W Q N O S O O Q Q B N V
T R D E R I M W I O V I N U E
G F U U R A S T R O N A U T R
R A O C I O A A J S F E M P Y
B J L S R R I U V A J C A E A
E X U A O E P D Y T O Z N N G
G N E L X I M F S U E A R T H
Q E P K T Y R C S R A T S H Q
L X N E F W F B G N T O H Z R
E Y R D N X W M N K J N E F P



Find the following words:

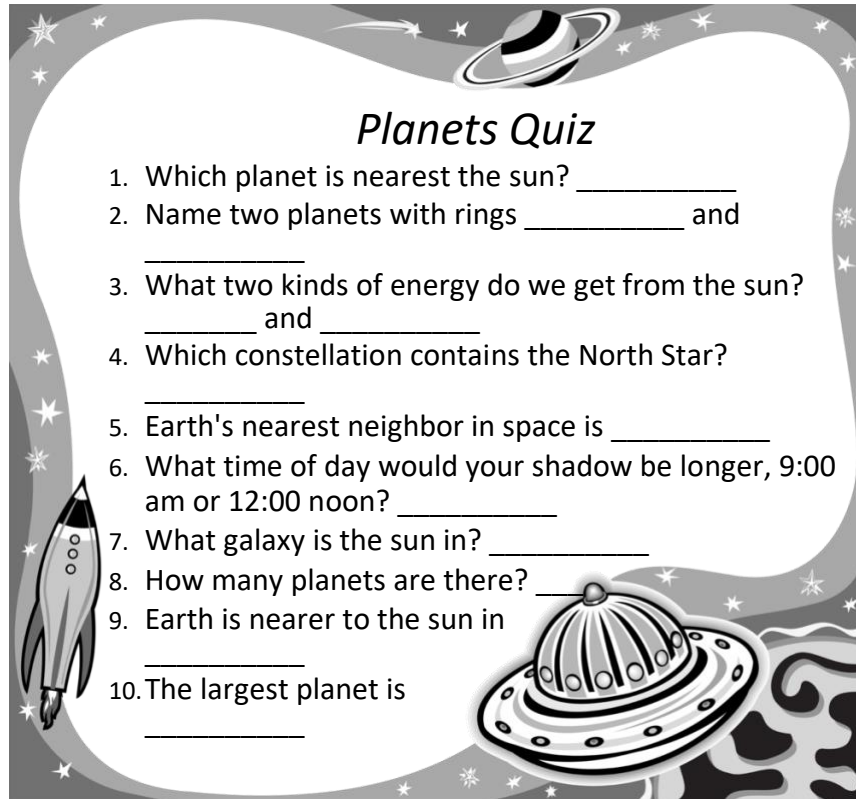
Asteroids	Journey	Pluto
Astronaut	Jupiter	Saturn
Cosmic	Mars	Space
Discovery	Mercury	Stars
Earth	Moon	Sun
Exploration	Neptune	Uranus
Galaxy	Planets	Venus

Astronaut Scramble Word Search

Answers



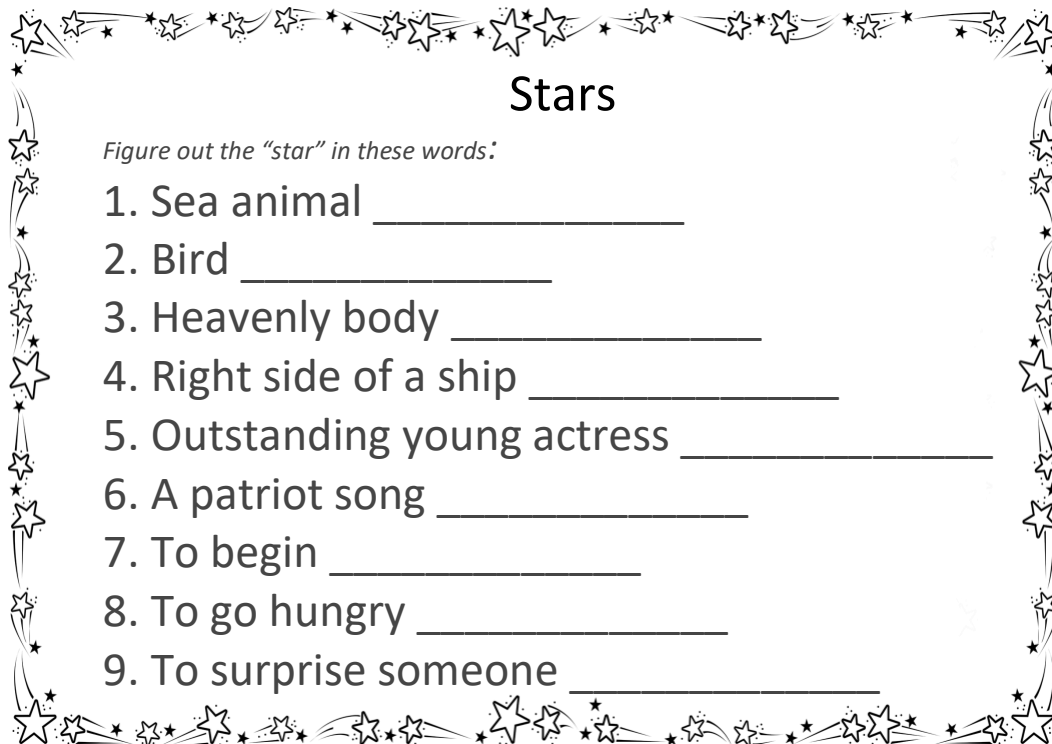
Outer Space



Planets Quiz

1. Which planet is nearest the sun? _____
2. Name two planets with rings _____ and _____
3. What two kinds of energy do we get from the sun? _____ and _____
4. Which constellation contains the North Star? _____
5. Earth's nearest neighbor in space is _____
6. What time of day would your shadow be longer, 9:00 am or 12:00 noon? _____
7. What galaxy is the sun in? _____
8. How many planets are there? _____
9. Earth is nearer to the sun in _____
10. The largest planet is _____

1. Mercury, 2. Saturn, Neptune, Uranus, Jupiter, 3. heat, light 4. Little Dipper 5. Moon 6. 9:00 7. Milky Way 8. 9 9. Winter 10. Jupiter



Stars

Figure out the "star" in these words:


1. Sea animal _____
2. Bird _____
3. Heavenly body _____
4. Right side of a ship _____
5. Outstanding young actress _____
6. A patriot song _____
7. To begin _____
8. To go hungry _____
9. To surprise someone _____

1. Starfish 2. Starling 3. Star 4. Starboard 5. Starlet 6. Spangled Banner 7. Start 8. Starve 9. Startle

Planet Quiz

What Planet Am I?

Draw a line to the planet



1. I am extremely hot and very dry. I am closest to our sun. I am a small planet. My diameter is half of Earth's. I am named after the speedy messenger of the ancient Roman gods. a. Earth
2. I am the eighth planet from our sun. I am the fourth-largest planet in diameter. I was named for the ancient Roman god of the sea. b. Venus
3. I am the sixth planet from our sun. I orbit the sun in 11 of Earth's orbits. I have thousands of rings made of tiny particles of floating ice circling me. c. Neptune
4. I have been called the "evening star" or "morning star," even though I am a planet. I am surrounded by thick clouds filled with droplets of sulfur. I am Earth's sister planet—almost the same size as Earth and the second planet from our sun. d. Uranus
5. I have 50 official moons—maybe more. I am the fifth planet from our sun. I am named after the king of the ancient Roman gods. e. Saturn
6. I have a tilted rotation around the sun—my north and south poles are where the equator is on Earth. I have 27 known moons. I am the seventh planet from the sun. f. Mars
7. I am the biggest of all the terrestrial planets. A terrestrial planet is a dense planet found in the inner solar system. About 30 percent of my surface is covered with land, while about 70 percent is covered by water. I am the third planet from our sun. g. Mercury
8. Recently, evidence of ice water was found on me. I used to be called the "red planet" because I appear red when viewed through a telescope. I am the fourth planet from the sun. h. Jupiter

1. a. Mercury, 2. c. Neptune, 3. e. Saturn, 4. b. Venus, 5. h. Jupiter, 6. d. Uranus, 7. a. Earth, 8. f. Mars

Star Unscramble

1. USN _____
2. GIB PPIRED _____
3. LATSINNOTCELL _____
4. XYLGAA _____
5. ROONI _____
6. TRYSAMOON _____
7. TRAS _____
8. YKLIM AYW _____
9. PEELSTOCE _____

1. Sun, 2. Big Dipper, 3. Constellation, 4. Galaxy, 5. Orion, 6. Astronomy, 7. Star, 8. Milky Way, 9. Telescope

The Earth in 3-D

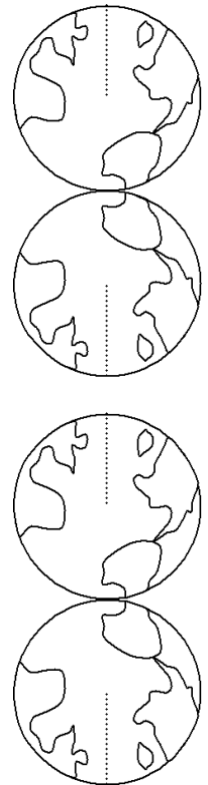
Materials:

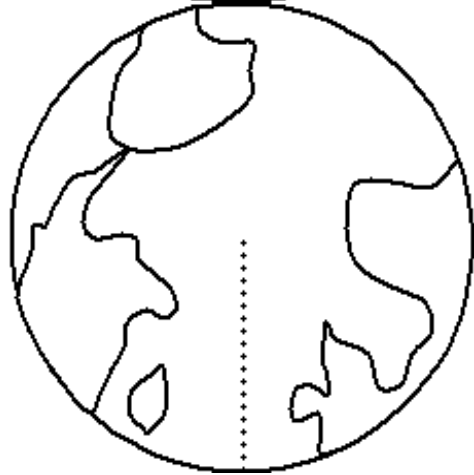
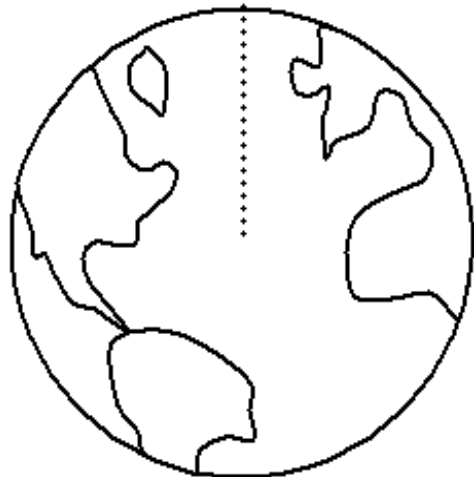
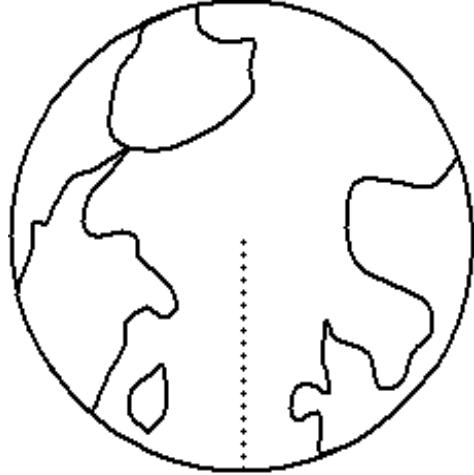
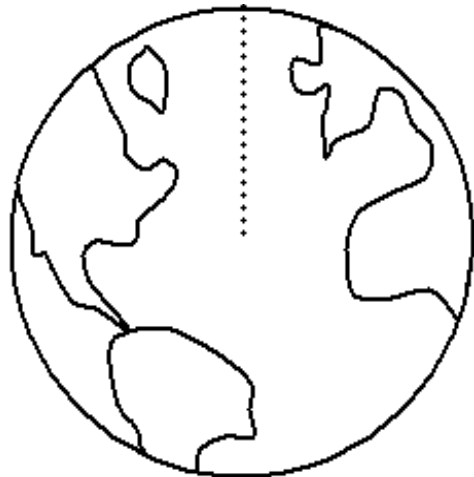
Earth template – 1 sheet per Cub Scout
Scissors
Glue
Markers/Crayons

What do the people in space see when they are orbiting the earth? They see the earth!

Instructions:

1. Cut out the template pieces carefully so that 2 “earths” are still connected where they touch. After cutting, each Cub Scout should have 2 sets of 2 earths.
2. Color the “earths” – with the oceans blue and the land green (or whatever colors they choose).
3. Fold the “earths” with the colored side out towards each other so using the paper holding them together as a hinge. Match up the dotted lines.
4. Glue each set of “earths” together.
5. Once the glue has dried a bit, cut through both of the sets of “earths” ONLY on the dotted line. Do not cut farther into the “earths” than the length of the dotted lines.
6. Slide the 2 sets of “earths” together on the cutting lines. This now makes the 3-D earth!






Blast Off Rockets

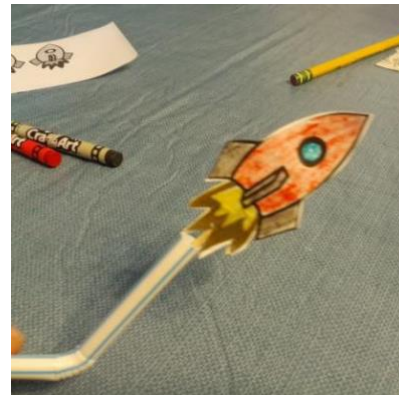
Materials:

- ¼ Rocket template sheet – each Cub Scout should have a front and back of a rocket
- Scissors
- Crayons/Markers
- Bendable straws (1 per Cub Scout)
- Glue
- Toothpick (1 per Cub Scout)



Instructions:

1. With crayons or markers, color the rockets.
2. Cut out the rockets from the paper.



3. Glue the toothpick in between the front and back of the rocket with most (2/3rds) of the toothpick sticking out the bottom of the rocket.
4. To launch the rocket, put the toothpick inside the short end of the bendable straw. Make sure that you are not pointing the straw at anyone and then take a deep breath and blow into the long end of the straw. The rocket will fly out of the straw. How far can your rocket fly?

